
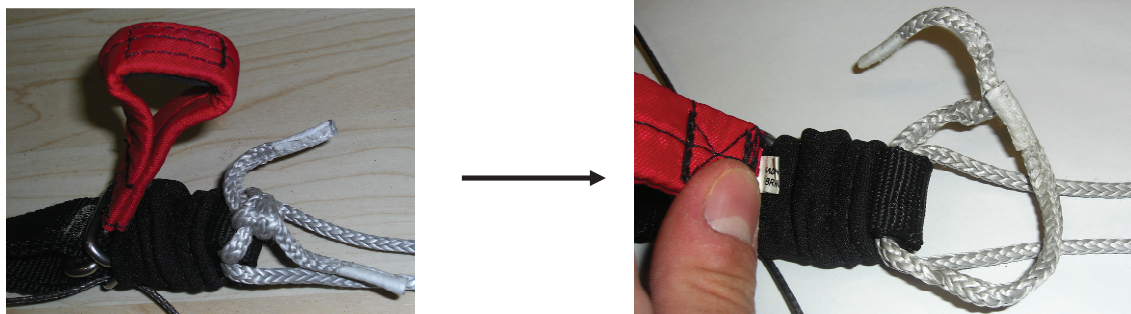


How to remove the chickenloop from the bar to replace it

In the following pictures is shortly shown how to remove the chickenloop from your bar-system, and how to reconnect.



Remove Ring at the 5th-line (FDS)




Open knot below the trimmer



Now your Chickenloop is separated.

Reconnect

This is the way so reconnect the new Chickenloop:



Put the grey depower-rope through the bar holes and connect it at the trimmer.



Pull the grey FDS-Endline through the bar and the center of the chickenloop, and connect the yellow weakpointline and the ring.



Ready to fly!